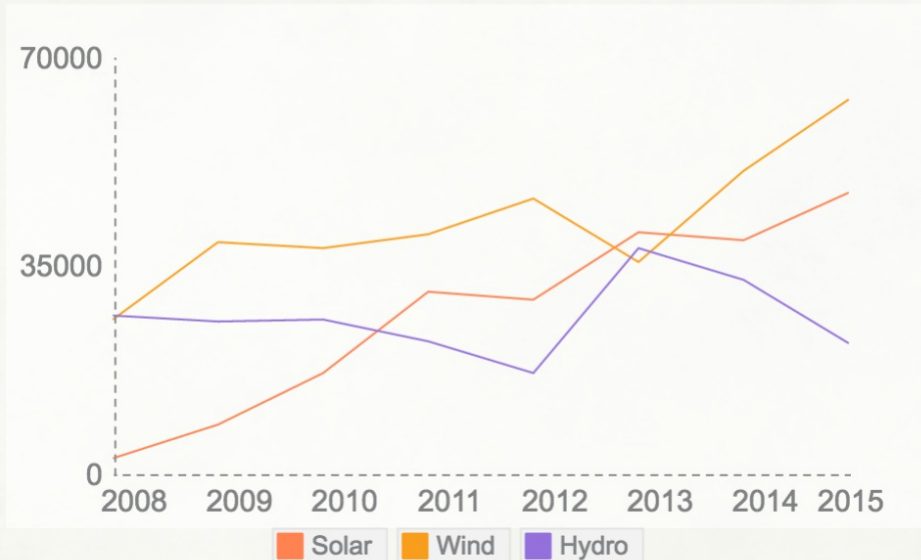


Wind and solar beat hydro! :: World Bank behind the curve!

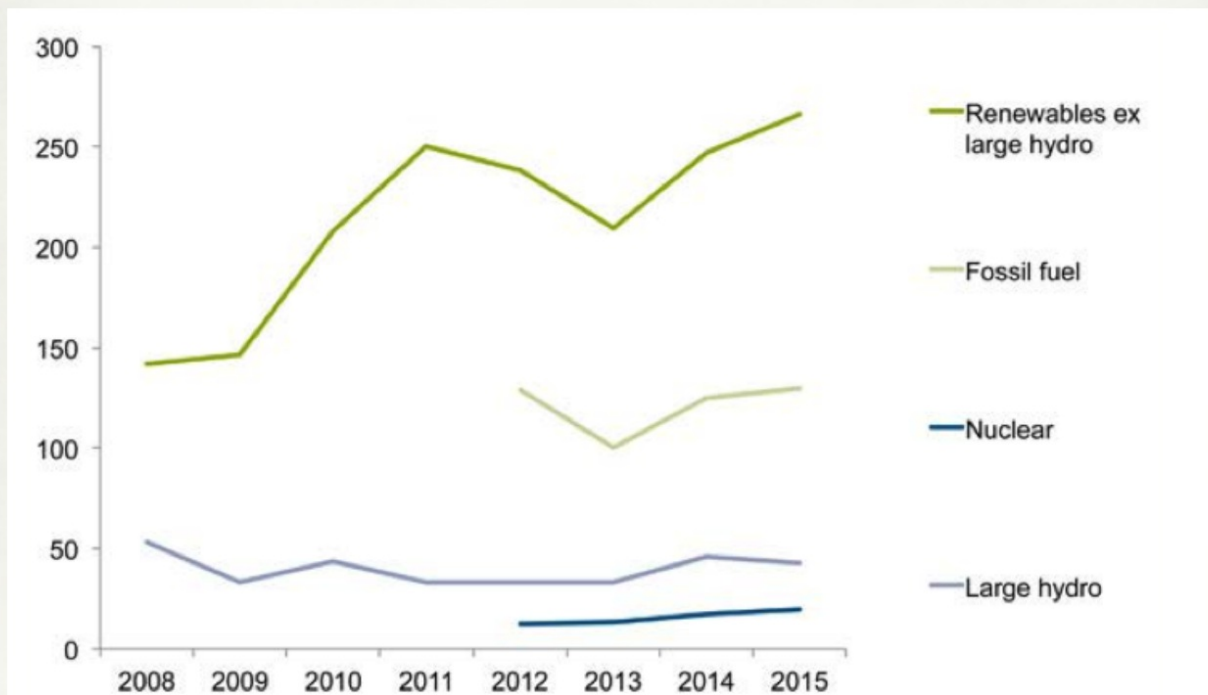
# THE WORLD IS GOING SOLAR!

The trends speak for themselves. Since 2013, installed solar and wind capacity has grown exponentially, while new hydro has dropped precipitously.



Annual Increases in Renewables Capacity (in MW)  
Source: IRENA

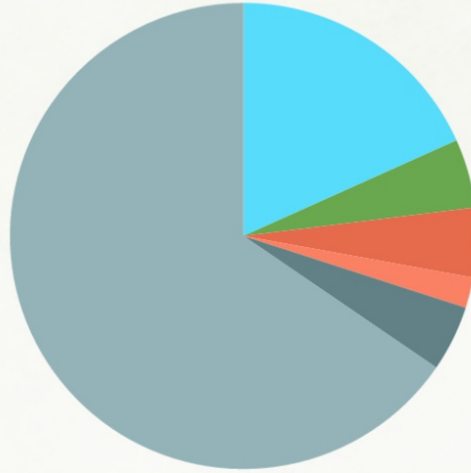
Investment in non-hydro renewables is trending up, while investment in large hydro is flatlining.



Annual Renewables Investment Worldwide (in USD millions)  
Source: Bloomberg New Energy Finance

# Yet the World Bank continues to loan much more money for destructive large hydro than for other renewables. Get with the program, World Bank!

■ Solar (18%) ■ Wind (5%) ■ Various (5%) ■ Biogas (2%)  
■ Geothermal (5%) ■ Hydro (65%)



World Bank Renewables Investment 2010-2016 (USD millions)

Source: International Rivers